

## QUICK START GUIDE



**EVOLVE Gladiator RG250**

[www.evolve-europe.com](http://www.evolve-europe.com)

### Quick Power On

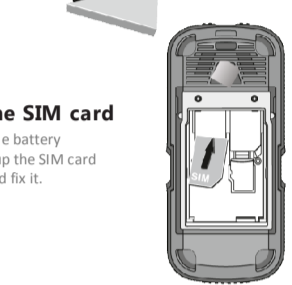
#### 1 Release the screws

Rotate the screw of the battery cover counterclockwise.



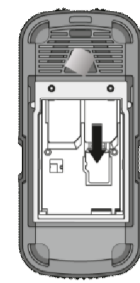
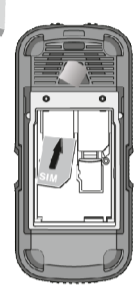
#### 2 Open the battery cover

Open the unfold battery cover.



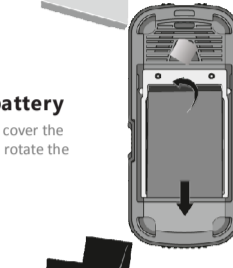
#### 3 Insert the SIM card

After open the battery cover, push up the SIM card as picture and fix it.



#### 4 Insert microSD card

Insert the SD card into the slot by pushing the SD card downward referring to the drawing.



#### 5 Insert the battery

Insert the battery, cover the battery cover and rotate the screw clockwise.



#### 6 Charge for 12 hours

We strongly suggest for first use of the phone to fully charge the battery for 12 hours.

Always make sure that you have tightly closed screws and rubber covers in the phone to ensure waterproofness.

### Keypad description



#### Warning

- The mobile phone **EVOLVE Gladiator RG250** gained the certification IP67, i.e. it is water and dust resistant, with the exactly define conditions (norm IEC 60529, temperature from 15°C to 35°C, pressure 86-106 kPa, 1 m water column during 30 minutes). However, this norm doesn't guarantee the absolute water-resistance of the device.
- Therefore keep the earphone socket, SIM slot and microUSB port clean and carefully sealed up to maintain the water-resistance and "dust-resistance".
- In view of the fact that there are many different ways of using, like e.g. if the USB cable is or isn't connected, we aren't responsible for any damage caused by the liquid.
- Do not use the phone outside during the storm; we aren't responsible for any potential damage of the device or the health related with this way of using.
- Do not dip the phone groundlessly into the water and do not needlessly submit it to very low or too high temperatures.
- Protect the phone from the moisture and the steam. If the moisture gets into it, it can cause its overheating, short circuit or the damage of the whole device.
- If the phone falls into the water, do not press the buttons of the keypad and immediately open it with the dry cloth.
- This phone is complicated electronic device; therefore protect it from the shocks and the influence of the magnetic field.
- Do not pierce the loudspeaker, do not put any things into the holes, do not paint the phone with the dye - all these activities influence the functionality and the tightness of the phone.
- If the phone is after the service intervention, its resistance against the dust and water can be lowered.

- The description of using the cell phone and user's inter face can vary from this manual due to the firmware version of your device and specific conditions of the mobile operator.
- Repairing and the service are possible to accomplish only in the authorized service place for the phones EVOLVE (for more visit [www.evolve-europe.com](http://www.evolve-europe.com)), otherwise you can damage your phone and it is not under warranty anymore.

#### Important commercial law statement

- The producer reserves the right to make changes in this product against the state written in this manual without prior warning, because the product goes through the continual progress and improving. The producer, distributors nor sellers are not responsible for any lose of data or direct or indirect damage caused in connection with the phone operation, no matter how they occurred.

#### Security

- SIM card lock:** This function protects your SIM card against the unauthorized using by other persons. If the PIN code of the SIM card lock is activated, it must be entered at every switching on, otherwise only the SOS call would be possible to be made. Notice: PIN code is used as the password to get SIM card to work. If the PIN code is entered incorrectly three times in succession, the SIM card gets locked. In this case you need so called PUK code to unlock the SIM card. You get the PUK code together with the PIN code when buying the SIM card. If you haven't got it, contact your phone operator.

#### Phone key

- This function protects your phone against the unauthorized using by others (the factory password is „0000“).

#### Troubleshooting

##### The phone can't be switched on

- The key for switching on the phone wasn't pressed long enough = **Press the key for switching on for 3 seconds at least (or longer).**
- The battery is low = **Recharge the battery.**
- The SIM card has failed = **Check or replace the SIM card.**

##### Charging of the phone failed

- The contact is defective = **Check the contact; change the cable or the charger.**
- The charging voltage is too low = **At first, charge about half an hour, then disconnect the charger and again re-connect it and charge the battery completely.**
- The wrong charger = **Use proper charger.**

##### The phone call can't be made

- The SIM card failure = **Check or change the SIM card.**
- The dialing mistake = **Dial the number again.**
- The credit is used up = **Contact the operator.**

##### The partial call failure

- You have the wrong number = **Check the phone number.**
- The wrong setting = **Check the call blocking.**

#### The SMS can't be sent

- The service for your SIM card isn't activated or the SMS centre number isn't set up = **Contact the operator and get the SMS centre number.**

#### The wrong PIN

- You have entered the wrong PIN code three times = **Contact the operator.**

#### The automatic locking failure

- Entering the wrong code (forgetting the code) = **Contact the EVOLVE service center.**

#### Mobil phone keeps switching off itself

- The battery is low = **Recharge the battery.**
- The failure in settings = **Check if the function for automatic switching off isn't active.**
- The coincidental failure = **Switch the phone on again.**

#### The phone isn't ringing at the incoming call

- The volume is lowered to the minimum = **Set the volume again.**

#### Specification

- Waterproof
- Shock and vibration resistant
- Resistant rubber surface with reinforced inner frame for increased durability
- Dual SIM - 2 SIM cards active simultaneously in one phone
- Possibility of switching on only one SIM card
- Display of the double layer tempered glass with enhanced scratch resistance and pressure
- GSM 850/900/1800/1900 MHz
- GPRS class 12
- SMS/MMS/WAP
- Supports microSDHC cards
- FM radio
- MP3 player
- VGA camera
- VCR
- Digital voice recorder
- Built-in flashlight
- Polyphonic ringtones/vibration

#### Warranty and non warranty service

Your packet with the phone that you send to the service should include: the device packed against damage caused by transport (bubble wrap) - valid warranty card, event. The invoice containing IMEI of the device - the described defect - your contact (address, telephone number, email).

ABACUS Electric s.r.o. reserves the right to revise this document or withdraw its validity anytime and without prior notice and is not responsible, if the device was used in a different way than was recommended above



#### Declaration of conformity

Hereby, the company ABACUS Electric s. r. o. declares that this model **EVOLVE Gladiator RG250** is in compliance with the requirements of the norms and regulations, relevant for the given type of device. The complete text of Declaration of conformity can be found at - [ftp.evolve-europe.com/ce](http://ftp.evolve-europe.com/ce)

Copyright © 2013 ABACUS Electric, s. r. o.  
All rights reserved. Design and specification can be changed without prior notice.

[www.evolve-europe.com](http://www.evolve-europe.com)