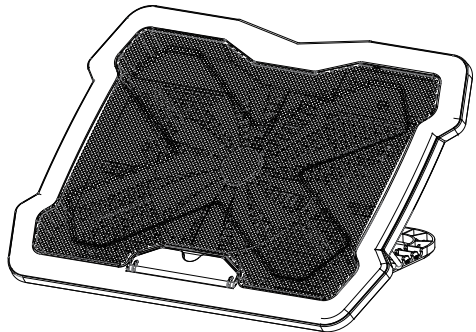


EVOLVEO

Ania 6



Preface

Thank you for purchasing Our product. In order to use the product properly and well, please read the user manual carefully before using this product.

Attentions

1. Do not disassemble, repair and modify this product.
2. If long time not in use this product, please remove the product and keep in safe place
3. Please use original accessories to avoid damage the product
4. If any question for using this product, please contact with purchased dealers or customer service

Package Contents

- Ania 6 1PCS
- USB Power Cable 1PCS
- User Manual 1PCS

Product Introduction

This is a super RGB Laptop cooling pad with ergonomic design and big fan for heat dissipation. Global Patent design with full metal net & plastic base, 20 cm of quiet big fan, adjustable RGB modes for cool lighting effect, multi-sectional angel for better view position, it's a definitely humanized product. It could fix your laptop heat dissipation issues & difficulty.

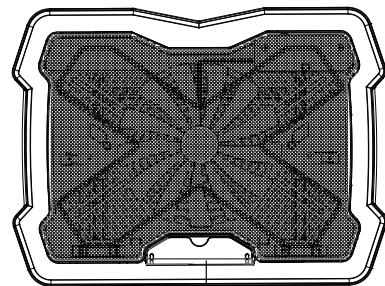
Product Features

1. 20 cm of quiet big fan to enhance heat dissipation effects.
2. Cool & magic --4 RGB lighting effect.
3. RGB mode : Spectrum->Pulse->Blink->Full light->RGB off.
4. RGB modes will be recorded after shut down.
5. Multi-sectional adjustable angle for better view position.
6. Adjustable fan speed.
7. Nobel design for metal net.
8. Metal stand presents durable structure.
9. On-Off fan switch for power & speed control.

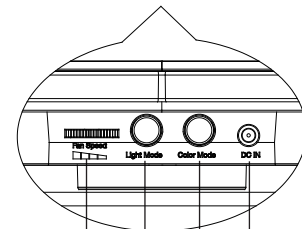
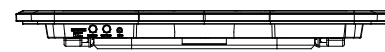
Product Specification

Application	For 10"~17"Laptop
Material	Metal+Plastic
Rated Voltage	5V/1.1A(Max.current)
Fan Dimension	200 x 200 x 18 mm
Fan Speed	Normal :750±10% RPM
Noise	23dBA(Max)
Power Supply	USB to DC Cable

Panel Explanation



Anti-Slipping plate



Fan Speed controller

RGB light mode

DC input hole

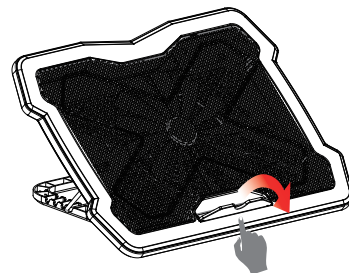
RGB color mode & lock button

RGB Color mode operation

1. RGB Spectrum mode :
Spectrum changed from red, yellow, green, cyan, blue, white, to purple. To press "Color Mode" key will lock the light as present color and press again to release locked color, system will recover the color as spectrum again.
2. Pulse mode :
Color cycled from red, yellow, green, cyan, blue, white, to purple. By press "Color Mode" button to change present pulsing color to next one.
3. Blink mode :
Color blink from red, yellow, green, cyan, blue, white, to purple. By press "Color Mode" button to change present blinking color to next one.
4. Full Light mode :
There are only 4 colors, red, blue, white and green appeared as full lighting. By press "Color Mode" button to change present color to next one.

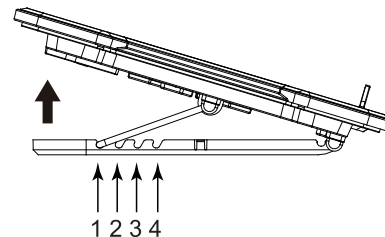
Using Manual

1. Pick up cooling pad and related accessories.
2. Reversing anti-slipping plate in front side (If cooling pad is in flat, zero degree, then no need to reverse it).



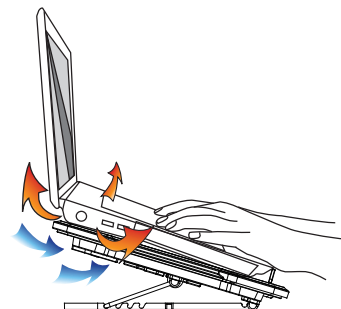
4

3. Adjusted the using angle (there are 4 angles selection).



4. Put laptop on the cooling pad and then insert USB cable into laptop USB port, inserting DC connector into cooling pad. Power on from fan controller and adjust the RGB light mode.

- a. This cooling pad has recording light mode function, it will keep the light mode status after shut down.
- b. Fan adjustment function, turn the fan controller from right side to left side, the power will be open and fan speed will be changed from the smaller to the biggest. Reversing it from left to right side until hear "clicking" then the power is off.



5