

ENG

QUICK START GUIDE



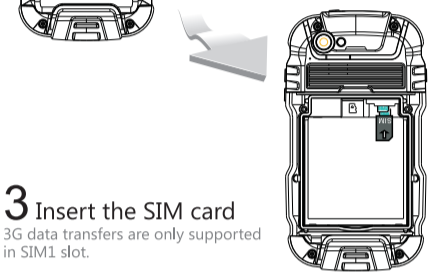
EVOLVEO
StrongPhone D2

Start

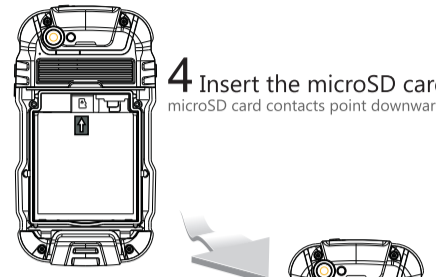
- 1 Loosen the screws**
Turn the screws on battery cover counter clockwise.



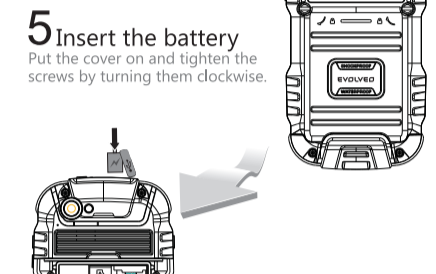
- 2 Open the battery cover**
Lift the battery cover off.



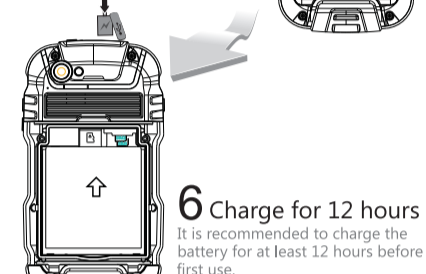
- 3 Insert the SIM card**
3G data transfers are only supported in SIM1 slot.



- 4 Insert the microSD card**
microSD card contacts point downwards.



- 5 Insert the battery**
Put the cover on and tighten the screws by turning them clockwise.



- 6 Charge for 12 hours**
It is recommended to charge the battery for at least 12 hours before first use.

Phone



Dear customer, thank you for choosing an EVOLVEO mobile phone. Here are some recommendations related to its safe use:

- EVOLVEO StrongPhone D2 is designed to be a lot more durable than a regular cellphone, however, it is not completely indestructible.
- EVOLVEO StrongPhone D2 complies with IP67 certification. However, even this compliance doesn't assure it's complete waterproofness.
- It is crucial to keep the headphone jack as well as the microUSB port clean and sealed, as well as to keep all screws on the back side firmly tightened, in order to maintain the water and dust resistance of the phone.
- Given many different possible modes of operation (e.g. with or without USB cable attached), we hold no responsibility for liquid damage.
- The phone display is made of a hardened glass, which can break upon hitting hard surface, when exposed to a strong impact, or when the screen is being bent or otherwise deformed. In case the screen is damaged, do not attempt to repair it. Glass broken as a result of a misuse or abuse is not a subject to warranty.
- Clean the cellphone immediately if it gets in contact with products, which can cause stains, such as ink, color, makeup, food, oil, etc. Disconnect all cables, turn the phone off and use a soft cloth. Do not use window cleaners, household cleaning products, aerosol sprays canisters, solvents, alcohol, amoniac or abrasives.
- This phone is a complex electronic device, therefore it should be protected against impact and electromagnetic field effects, it is not resistant to metal dust or other metal particles.
- In case your phone falls in water, do not press keyboard buttons, immediately brush it with a dry cloth, remove the battery and let it dry before turning it back on again. Do not attempt to dry using external heat source, such as microwave or a hairdryer.

- EVOLVEO StrongPhone D2 is intended for use in operating temperatures from 0° to 40°C and can be stored in a temperature range from -20° to 45°C. Lower or higher temperatures can affect the cellphone operation or battery life.
- Do not use outside during storm, we hold no responsibility for eventual device damage or injury caused by such operation.
- Do not puncture the speaker, do not insert any objects in ports. do not paint the phone with color-all of operations listed above affect the phone functionality and sealing.
- Use a forceps to remove the microSIM with the reducing adapter to avoid bending it. This way you prevent the microSIM card slot from damage.
- Description of this phone operation may differ from this manual, based on the firmware version of your phone and specific terms and conditions of your mobile operator.
- EVOLVEO StrongPhone D2 was tested in compliance to EU radio waves, WiFi and Bluetooth standards. In case you want to limit the effects of high-frequency energy, limit the duration of your direct exposition to the electromagnetic emissions, e.g. by using a Bluetooth hands-free set, or keep a greater distance between your body and the cellphone.
- Never attempt to repair the phone by yourself any disassembly, including removing of outer screws and back cover, can lead to a damage of the device, which is not covered by the warranty.
- Manufacturers, resellers and vendors hold no responsibility for any data loss and direct or indirect damage, related to the use of this phone, no matter how exactly it is caused.
- Repair and maintenance can only be handled at an authorized service place for EVOLVEO phones (more at www.evolveo.eu), otherwise the phone can be damaged and warranty could be void.

Troubleshooting

Phone cannot be turned on

Hold the on button for at least 2 seconds or more * Charge the battery, first charge for about half an hour, then disconnect the charger, reconnect it again and finish the charging * Check or replace the SIM card

No sound can be heard

Make sure the volume isn't on minimum * Make sure the phone isn't in „airplane mode“

PIN error

Contact your operator

Mobile phone turns off automatically, freezes or restarts

Make sure the auto-turn off feature is turned off * Uninstall application that causes the issue * Revert to factory settings (System settings->Data backup and recovery->Restore factory settings->Reset phone)

GPS fix takes too long

Satellite lookup is affected by weather and eventual obstacles in the way. Therefore, the triangulation can sometimes take some time. In order to speed up the location finding process enable the A-GPS feature or download EPO file (system settings->Access to the current location (enable)-> Location sources-> GPS satellites (clock) EPO A-GPS assistance).

The phone behaves unexpectedly, some required actions can't be carried

RECOVERY MODE (revert to factory defaults)

Turn on the phone using the ON button and hold button 4 (volume -) for 4 seconds at the same time. Choose the „Clear eMMC“ option using the button 4 (volume - button) and accept using the „Home“ icon on the bottom part. Warning, the phone will be reverted to default factory settings, all passwords will be lost, as well as installed apps, etc.

Quick access to phone settings

Drag the top information bar in main screen down with your finger in order to show information such as WiFi, Bluetooth, GPS or Data transfer status, Audio profiles, Brightness, Phone settings, etc.

Dual SIM mode

You can edit details related to SIM1 and SIM2 cards

Settings for preferred SIM for:

- * Voicemails
- * Videocalls
- * Messages

Data transfers (3G support only for SIM1)

Android OS was designed by Google and therefore it's possible to find some of its applications in phone (such as Google Gmail, Google Maps and more). Other apps can be installed using Google Play, in order to do so it's necessary to set up a Google account (Settings->Accounts and Sync->Add account.)

More informations how to operate Android OS

ftp://ftp.evolveo.eu/mobile_phone/strongphone-d2/manual/eng

SAR information

- GSM (head)/10 g: max. 0.101 W/kg
- GSM (body)/10 g: max. 0.188 W/kg

Specification

- Waterproof (IP67)
- Processor Dual Core 1.3 GHz
- 4.0" Gorilla Glass IPS display
- Display resolution 854 x 480 pixels
- Operational memory: 512 MB
- Internal memory: 4GB (part is reserved for Android OS and firmware)
- microSDHC card support
- camera 5.0 Mpix
- Bluetooth, GPS, WiFi
- GSM/EDGE: 850/900/1800/1900 MHz
- WDCMA/UMTS/HSPA: 850/2100 MHz
- Battery 4 500 mAh

Warranty doesn't apply to:

- Installation of a different firmware than the original installed in factory or the one available at ftp://ftp.evolveo.eu or ROOT of Android OS
- electromechanical or mechanical damage caused by inappropriate use (such as broken display, damaged microUSB power connector or headphones output etc.)
- damage caused by natural events such as fire, water, static electricity, high temperature etc.
- damage caused by unauthorized servicing
- intentional damage
- the battery after 6 months does not hold the capacity (warranty on the battery capacity is 6 months)



Disposal

The symbol of crossed out container on the product, in the literature or on the wrapping means that in the European Union all the electric and electronic products, batteries and accumulators must be placed into the separate salvage after finishing their lifetime. Do not throw these products into the unsorted municipal waste



DECLARATION OF CONFORMITY

Hereby, the company Abacus Electric, s.r.o. declares that GSM phone EVOLVEO StrongPhone D2 (EAN: 8594161335856) is in compliance with the requirements of the norms and regulations, relevant for the given type of device. The complete text of Declaration of Conformity can be found on ftp://ftp.evolveo.eu/ce

Copyright © 2014 Abacus Electric, s.r.o. All rights reserved. Design and specification can be changed without prior notice.

www.evolveo.eu