

EN

QUICK START GUIDE



EVOLVEO
StrongPhone WiFi

Introduction

1 Release the screws

Rotate the screw of the battery cover counterclockwise.



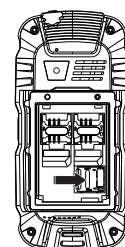
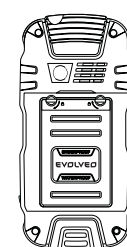
2 Open the battery cover

Open the unfold battery cover.



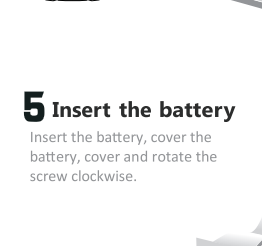
3 Insert the SIM card

After open the battery cover, push up the SIM card in slot.



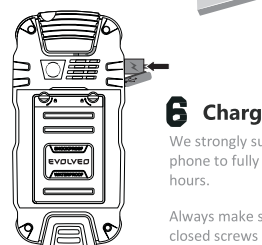
4 Insert microSD card

Insert the SD card into the slot by pushing the SD card downward.



5 Insert the battery

Insert the battery, cover the battery, cover and rotate the screw clockwise.



6 Charge for 12 hours

We strongly suggest for first use of the phone to fully charge the battery for 12 hours.

Always make sure that you have tightly closed screws and rubber covers in the phone to ensure waterproofness.

Keypad description

To quickly change the display language please, push the navigation key to the left.



Dear customer, thank you for choosing an EVOLVEO mobile phone. Here are some recommendations related to its safe use:

- EVOLVEO StrongPhone WiFi is designed to be a lot more durable than a regular cellphone, however, it is not completely indestructible.
- EVOLVEO StrongPhone WiFi complies with IP67 certification. However, even this compliance doesn't assure it's complete waterproofness.
- It is crucial to keep the headphone jack as well as the microUSB port clean and sealed, as well as to keep all screws on the back side firmly tightened, in order to maintain the water and dust resistance of the phone.
- Given many different possible modes of operation (e.g. with or without USB cable attached, we hold no responsibility for liquid damage.
- The phone display is made of a hardened glass, which can break upon hitting hard surface, when exposed to a strong impact, or when the screen is being bent or otherwise deformed. In case the screen is damaged, do not attempt to repair it. Glass broken as a result of a misuse or abuse is not a subject to warranty.
- Clean the cellphone immediately if it gets in contact with products, which can cause stains, such as ink, color, makeup, food, oil, etc. Disconnect all cables, turn the phone off and use a soft cloth. Do not use window cleaners, household cleaning products, aerosol sprays canisters, solvents, alcohol, ammonia or abrasives.
- This phone is a complex electronic device, therefore it should be protected against impact and electromagnetic field effects, it is not resistant to metal dust or other metal particles.
- In case your phone falls in water, do not press keyboard buttons, immediately brush it with a dry cloth, remove the battery and let it dry before turning it back on again. Do not attempt to dry using external heat source, such as microwave or a hairdryer.

- EVOLVEO StrongPhone WiFi is intended for use in operating temperatures from 0° to 40°C and can be stored in a temperature range from -20° to 45°C. Lower or higher temperatures can affect the cellphone operation or battery life.
- Do not use outside during storm, we hold no responsibility for eventual device damage or injury caused by such operation.
- Do not puncture the speaker, do not insert any objects in ports, do not paint the phone with color-all of operations listed above affect the phone functionality and sealing.
- Use a forceps to remove the microSIM with the reducing adapter to avoid bending it. This way you prevent the microSIM card slot from damage.
- Description of this phone operation may differ from this manual, based on the firmware version of your phone and specific terms and conditions of your mobile operator.
- EVOLVEO StrongPhone WiFi was tested in compliance to EU radio waves, WiFi and Bluetooth standards. In case you want to limit the effects of high-frequency energy, limit the duration of your direct exposition to the electromagnetic emissions, e.g. by using a Bluetooth hands-free set, or keep a greater distance between your body and the cellphone.
- Never attempt to repair the phone by yourself, any disassembly, including removing of outer screws and back cover, can lead to a damage of the device, which is not covered by the warranty.
- Manufacturer, resellers and vendors hold no responsibility for any data loss and direct or indirect damage, related to the use of this phone, no matter how exactly it is caused.
- Repair and maintenance can only be handled at an authorized service place for EVOLVEO phones (more at www.evolveo.eu), otherwise the phone can be damaged and warranty could be void.

WiFi

It is necessary to be within the WiFi network range. Select: Menu -> Settings -> WiFi - select the required WiFi network -> Preferences - Connect, enter the WiFi password, if required.

WiFi HotSpot

Make sure you have enabled data services (Internet). Then activate WiFi HotSpot (Menu -> Settings -> Internet tethering -> WiFi HotSpot - ON). The phone will ask you to turn WiFi on, select YES. Data connection is now available via WiFi network also for other devices.

MMS settings

Set up a data account according to on your operator (Menu -> Services -> Data account -> create a new data account. Find information about its setting at your operator's websites, in the section MMS Settings.

Troubleshooting

The phone can't be switched on

- The key for switching on the phone wasn't pressed long enough = **Press the key for switching on for 3 seconds at least**
- The battery is low = **Recharge the battery.**
- The SIM card has failed = **Check or replace the SIM card.**

Charging of the phone failed

- The contact is defective = **Check the contact; change the cable or the charger.**
- The charging voltage is too low = **At first, charge about half an hour, then disconnect the charger and again re-connect it and charge the battery completely.**
- The wrong charger = **Use proper charger.**

The phone call can't be made

- The SIM card failure = **Check or change the SIM card.**
- The dialing mistake = **Dial the number again.**
- The credit is used up = **Contact the operator.**

The partial call failure

- You have the wrong number = **Check the phone number.**
- The wrong setting = **Check the call blocking.**

The SMS can't be sent

- The service for your SIM card isn't activated or the SMS centre number isn't set up = **Contact the operator and get the SMS centre number.**

The wrong PIN

- You have entered the wrong PIN code three times = **Contact the operator.**

The automatic locking failure

- Entering the wrong code (forgetting the code) = **Contact the EVOLVEO service center.**

Mobil phone keeps switching off itself

- The battery is low = **Recharge the battery.**
- The failure in settings = **Check if the function for automatic switching off isn't active.**

Phone key

- This function protects your phone against the unauthorized using by others (the factor y password is „0000“).

The phone isn't ringing at the incoming call

- The volume is lowered to the minimum = **Set the volume again.**

Webcam does not work

- The webcam works only under Windows XP. Drivers for newer Windows systems are not available.

Specification

- Waterproof IP67
- Shock and vibration resistant
- Dual SIM
- 2.4 QVGA display
- GSM: 900/1800/850/1900 MHz
- UMTS 2100/850/1900
- SIM1 (UMTS)/SIM2 (GSM)
- Bluetooth 2.0
- WiFi
- GPRS
- SMS/MMS/WAP
- microSDHC slot
- FM radio
- MP3 player
- 2.0 megapixel camera
- Front VGA Camera
- Digital Voice Recorder
- Flashlight

Warranty doesn't apply to:

- electromechanical or mechanical damage caused by inappropriate use (such as broken display, damaged microUSB power connector or headphones output etc.)
- Damage caused by natural events such as fire, water, static electricity, high temperature etc.
- damage caused by unauthorized servicing
- intentional damage



Disposal

The symbol of crossed out container on the product, in the literature or on the wrapping means that in the European Union all the electric and electronic products, batteries and accumulators must be placed into the separate salvage after finishing their lifetime. Do not throw these products into the unsorted municipal waste



DECLARATION OF CONFORMITY

Hereby, the company ABACUS Electric spol. s r.o. declares that GSM phone EVOLVEO StrongPhone WiFi (EAN: 8594161334972) is in compliance with the requirements of the norms and regulations, relevant for the given type of device.

The complete text of Declaration of Conformity can be found on [ftp://ftp.evolveo.eu/ce](http://ftp.evolveo.eu/ce)

Copyright © 2014 ABACUS Electric spol. s r.o. All rights reserved. Design and specification can be changed without prior notice.

www.evolveo.eu