148.5mm

105mm

MANUAL

EVOLVEO®

MODEL
M5

VERSION / DATE
I. / 4. 11. 2024

CZ
SK
EN
HU

CZ

CZ - Instalační manuál

Instalace základní desky


Umístění základní desky


Vložte krytku I/O konektorů do I/O slotu


Umístěte základní desku na místo


Připevněte ji šrouby

Instalace 2,5 "SSD a HDD nebo 3,5 "HDD do šuplíku

- 2,5 "SSD a HDD


Umístění šuplíku


Držák HDD


Upevnění disku pomocí šroubů

- 3,5 "HDD


Umístění šuplíku


Držák HDD


Upevnění disku pomocí šroubů

EN

EN - Installation Manual

Installation motherboard


Placement of the motherboard


Insert the I/O connector cover into the I/O slot.


Place the motherboard in position.


Secure it with screws.

Installation 2.5" SSD and HDD or 3.5" HDD into the tray.

- 2.5" SSD and HDD


Placement of the tray


HDD bracket


Securing the disk with screws

- 3,5 "HDD


Placement of the tray


HDD bracket


Securing the disk with screws



Umístěte držák HDD na místo



Umístěte držák HDD na místo

Instalace 2,5" SSD nebo 2,5 " HDD

- vedle základní desky (volitelné)



Umístění SSD



Umístěte disky na místo



Připevněte je pomocí šroubů M/B ze zadní strany

- pod základní desku (volitelné)



Umístění SSD



Umístěte disk na místo



Upevněte držák pomocí šroubů do skříně

Ventilátory na zadní straně



Umístění ventilátoru



Vložte 1x120mm ventilátor na pozici



Upevnění ventilátorů pomocí šroubů

Ventilátory na horní straně



Pozice ventilátoru



Vložte 2x120mm ventilátory na místo



Upevnění ventilátorů pomocí šroubů

Příčná instalace karty VGA



Umístění VGA



Odstraňte krytky



Vložte VGA



Připevněte pomocí šroubů

Instalace napájecího zdroje



Umístění napájecího zdroje



Umístěte napájecí zdroj na místo



Připevněte jej pomocí šroubů



Place the HDD bracket in position



Place the HDD bracket in position

Installation of 2.5" SSD or 2.5" HDD

- next to the motherboard (optional)



Placement of the SSD



Place the drives in position



Secure them with screws to the motherboard from the back side.

- under the motherboard (optional)



UmístěnPlacement of the SSDí SSD



Umístěte diPlace the drive in position



Secure the bracket with screws to the case

Fans on the rear side



Placement of the fan



Insert 1x120mm fan into position



Securing the fan with screws

Fans on the upper side



Placement of the fans



Insert 2x120mm fans into position



Securing the fans with screws

Cross installation of the VGA card



Placement of the VGA



Remove the covers



Insert the VGA



Secure with screws

Instalace napájecího zdroje



Placement of the power supply



Place the power supply in position



Secure it with screws

Instalace USB 3.0


Zapojení konektoru USB 3.0 k základní desce

Porty I/O na horní straně

Instalace zvuku HD



Připojte konektor HD Audio k základní desce

Připojení kabelů

Zapojte konektor LED HDD do konektoru na základní desce podle označení

POWER LED+
POWER LED−
Zapojte konektor LED POWER do konektoru na základní desce podle označení

Zapojte konektor POWER SW do konektoru na základní desce podle označení



"+" připojte k "+",
"-" připojte k "-"

Specifikace:

2x RGB Rainbow Ring 120 mm ventilátory
2x 3.5" interní
4x 2,5 " SSD
maximální výška CPU chladiče: 160 mm
maximální délka VGA karty: 345 mm
výsuvný spodní prachový filtr pod zdrojem
kompatibilní základní desky: Micro-ATX, Mini-ITX

Přední I/O Porty a ovládání

1 x USB 3.0
2 x USB 2.0
1 x HD audio

Ventilátory

1 x 120 mm zadní ventilátor - instalovaný
2 x 120 mm horní ventilátory - nejsou součástí balení
2x 120mm přední ventilátory – 1x instalovaný

Likvidace

Symbol přeškrtnutého kontejneru na výrobku, literatuře nebo obalu znamená, že na území Evropské unie musí být všechny elektrické a elektronické výrobky, baterie a akumulátory po ukončení své životnosti uloženy do odděleného sběru. Neodhazujte tyto výrobky do netříděného komunálního odpadu.

PROHLÁŠENÍ O SHODĚ

Tímto společnost Abacus Electric, s.r.o. prohlašuje, že EVOLVEO M5 jsou ve shodě se základními požadavky směrnice 2014/53/EC. Kompletní text Prohlášení o shodě je ke stažení na http://ftp.evolveo.com/ce/

Dovozce / Výrobce
Abacus Electric, s.r.o.
Planá 2, České Budějovice, 370 01, Česká republika

Vyrobeno v Číně.

Copyright © 2024 Abacus Electric, s.r.o.
Všechna práva vyhrazena. Vzhled a specifikace mohou být změněny bez předchozího upozornění. Tiskové chyby vyhrazeny.

SK

SK - Inštalačný manuál

Inštalácia základnej dosky


Umiestnenie základnej dosky


Vložte krytku I/O konektorov do I/O slotu


Umiestnite základnú dosku na miesto


Priskrutkujte ju skrutkami

Installation of USB 3.0


Connecting the USB 3.0 connector to the motherboard

I/O ports on the upper side

Installation of HD audio



Connect the HD Audio connector to the motherboard

Connecting the cables

Connect the HDD LED connector to the header on the motherboard according to the markings.

POWER LED+
POWER LED−
Connect the POWER LED connector to the header on the motherboard according to the markings.

Connect the POWER SW connector to the header on the motherboard according to the markings.



"+" connect to "+",
"-" connect to "-"

Specifications

2x RGB Rainbow Ring 120 mm fans
2x 3.5" internal drives
4x 2.5" SSDs
Maximum CPU cooler height: 160 mm
Maximum VGA card length: 345 mm
Retractable bottom dust filter under the power supply
Compatible motherboards: Micro-ATX, Mini-ITX

Front I/O Ports and Controls

1 x USB 3.0
2 x USB 2.0
1 x HD audio

Fans

1 x 120 mm rear fan - installed
2 x 120 mm top fans - not included
2 x 120 mm front fans - 1 x installed

Dis

The a crossed-out container on the product, literature, or packaging indicates that all electrical and electronic products, batteries, and accumulators must be disposed of separately after their useful life in the European Union. Do not throw these products into unsorted municipal waste.

DECL OF CONFORMITY

Hereby, Abacus Electric, s.r.o. declares that the EVOLVEO M5 complies with the basic requirements of Directive 2014/53/EU. The complete text of the Declaration of Conformity is available for download at http://ftp.evolveo.com/ce/

Importer / Manufacturer
Abacus Electric, s.r.o.
Planá 2, České Budějovice, 370 01, Czech Republic

Made in China.

Copyright © 2024 Abacus Electric, s.r.o.
All rights reserved. Appearance and specifications may be changed without prior notice. Printing errors reserved.

HU

HU - pítési kézikönyv

Alaplap telepítése


Alaplap elhelyezése


Helyezze be az I/O csatlakozók fedelét az I/O nyílásba.


Helyezze az alaplapot a helyére.


Rítse csavarokkal.

Inštalácia 2,5" SSD a HDD alebo 3,5" HDD do zásuvky

- 2,5 "SSD a HDD


Umístění šupliku


Držák HDD


Upevnění disku pomocí šroubů


Umístěte držák HDD na místo

- 3,5 "HDD


Umiestnenie zásuvky


Držiak HDD


Upevnenie disku pomocou skrutiek


Umiestnite držiak HDD na miesto

Inštalácia 2,5" SSD alebo 2,5" HDD

- vedľa základnej dosky (voliteľné)


Unenie SSD


Umiestnite disky na miesto


Priskrutkujte ich pomocou skrutiek na zadnej strane základnej dosky

- pod základnú dosku (voliteľné)


Unenie SSD


Umiestnite disky na miesto


Upevnite držiak pomocou skrutiek do skrine

Ventilátory na zadnej strane


Umiestnenie ventilátora


Vložte 1x120mm ventilátor na pozíciu


Upevnenie ventilátorov pomocou skrutiek

Ventilátory na hornej strane


Pozícia ventilátora


Vložte 2x120mm ventilátory na miesto


Upevnenie ventilátorov pomocou skrutiek

2" SSD és HDD vagy 3,5" HDD telepítése a fiókba.

- 2,5" SSD és HDD


A fiók elhelyezése


HDD tartó


A lemez rögzítése csavarokkal


Hze el a HDD tartót a helyére

- 3,5"HDD


A fiók elhelyezése


HDD tartó


A rögzítése csavarokkal


Hze el a HDD tartót a helyére

2,5" SSD vagy 2,5" HDD telepítése

- az alaplap mellett (opcionális)


SSD ezése


Helyezze el a meghajtókat a helyükre


Rögzítse őket csavarokkal az alaplap hátsó oldalán

- az alaplap alatt (opcionális)


SSD ezése


Helyezze el a meghajtókat a helyükre


Rögzítse a tartót csavarokkal a házba

Ventilátorok a hátsó oldalon


A ventilátor elhelyezése


Hze be az 1x120 mm ventilátort a helyére


A ventilátorok rögzítése csavarokkal

Ventilátory na hornej strane


A ventilátor elhelyezése


Helyezze el a 2x120 mm ventilátorokat a helyükre


A ventilátorok rögzítése csavarokkal

Priečna inštalácia karty VGA


Umiestnenie VGA


Odstráňte krytky


Vložte VGA


Priskrutkujte pomocou skrutiek

Inštalácia napájacieho zdroja


Unenie napájacieho zdroja


Umiestnite napájací zdroj na miesto


Priskrutkujte ho pomocou skrutiek

Inácia USB 3.0


Pripojenie konektora USB 3.0 k základnej doske


Porty I/O na hornej strane

Inácia HD zvuku


Pripojte konektor HD Audio k základnej doske

Pripojenie káblov

Pripojte konektor LED HDD do konektora na základnej doske podľa označenia

POWER LED+
POWER LED-
Pr konektor LED POWER do konektora na základnej doske podľa označenia

Pripojte konektor POWER SW do konektora na základnej doske podľa označenia



"+" pripojte k "+",
"-" pripojte k "-"

Špecifikácia:

2x RGB Rainbow Ring 120 mm ventilátory
2x 3,5" interné
4x 2,5" SSD
maximálna výška CPU chladničky: 160 mm
maximálna dĺžka VGA karty: 345 mm
vysúvací spodný prachový filter pod zdrojom
kompatibilné základné dosky: Micro-ATX, Mini-ITX

Predné I/O porty a ovládanie

1 x USB 3.0
2 x USB 2.0
1 x HD audio

Ventilátory

1 x 120 mm zadný ventilátor - nainštalovaný
2 x 120 mm horné ventilátory - nie sú súčasťou balenia
2 x 120 mm predné ventilátory - 1 x nainštalovaný

Likvidácia

Symbol prekrižovaného kontajnera na výrobku, literatúre alebo obale znamená, že na území Európskej únie musia byť všetky elektrické a elektronické výrobky, batérie a akumulátory po ukončení svojej životnosti uložené do oddeleného zberu. Nevyhadzujte tieto výrobky do netriedeného komunálneho odpadu.

CE VYHLÁSENIE O ZHODE

Týmto spoločnosť Abacus Electric, s.r.o. vyhlasuje, že EVOLVEO M5 sú v súlade so základnými požiadavkami smernice 2014/53/ES. Kompletný text Vyhlásenia o zhode je na stiahnutie na http://ftp.evolveo.com/ce/

Dovozca / Výrobca
Abacus Electric, s.r.o.
Planá 2, České Budějovice, 370 01, Česká republika

Vyrobené v Číne.

Copyright © 2024 Abacus Electric, s.r.o.
Všetky práva vyhradené. Vzhľad a špecifikácie môžu byť zmenené bez predchádzajúceho upozornenia. Tlačové chyby vyhradené.

Keresztirányú VGA kártya telepítése


A VGA elhelyezése


Távolítsa el a védőburkolatokat


VGA beillesztése


Csavarozzuk be csavarokkal

Tápegység telepítése


Tápegység egységesítése


Helyezze a tápegységet a helyére


Csavarozza fel csavarokkal

USB 3.0 telepítés


USB 3.0 csatlakozó csatlakozó az alaplaphoz


I/O portok a tetején

HD audio betét


Csatlakoztassa a HD Audio csatlakozót az alaplaphoz

Csatlakozó kábelek

Csatlakoztassa a merevlemez LED-csatlakozóját a csatlakozóhoz az alaplapon a jelzett módon

POWER LED+
POWER LED-
LED POWER csatlakozó a csatlakozóhoz az alaplapon a jelzett módon

Csatlakoztassa a POWER SW csatlakozót a csatlakozóhoz az alaplapon a jelzett módon



Csatlakoztassa a „+”-t a „+”-hoz,
a „-”-et a „-”-hez

Specifikáció:

2x RGB Rainbow Ring 120 mm-es ventilátorok
2x 3,5” belső
4x 2,5” SSD
Maximális CPU-hűtő magasság: 160 mm
maximális VGA kártya hossza: 345 mm
visszahúzható alsó porszűrő a tápegység alatt
Kompatibilis alaplapok: Micro-ATX, Mini-ITX

Elülső I/O portok és vezérlés

1 x USB 3.0
2 x USB 2.0
1 x HD audio

Rajongók

1 x 120 mm-es hátsó ventilátor - telepítve
2 x 120 mm-es felső ventilátor - nem tartozék
2 x 120 mm-es elülső ventilátor - 1 x beszerelve

Eltávolítás

A terméken, a szakirodalomban vagy a csomagoláson található áthúzott konténer szimbólum azt jelenti, hogy az Európai Unióban minden elektromos és elektronikus terméket, elemet és akkumulátort élettartamuk végén szelektíven kell gyűjteni. Ne dobja ezeket a termékeket a szelektálatlan települési hulladékba.

CE VYHLÁSENIE O ZHODE

Az Abacus Electric, Ltd. ezennel kijelenti, hogy az EVOLVEO M5 megfelel a 2014/53/EK irányelv alapvető követelményeinek. A megfelelőségi nyilatkozat teljes szövege letölthető a http://ftp.evolveo.com/ce/ weboldalról.

Importőr / gyártó
Abacus Electric, Ltd.
Planá 2, České Budějovice, 370 01, Cseh Köztársaság

Kínában készült.

Copyright © 2024 Abacus Electric, s.r.o.
Minden jog fenntartva. A megjelenés és a specifikációk előzetes értesítés nélkül változhatnak. Nyomtatási hibák fenntartva.